





## Product Sheet

**Part Number:** CSSM 24



<b>Family</b>	inserts
<b>Version</b>	connection with dual spring terminal
<b>Series</b>	CSS
<b>Product type</b>	with male contacts
<b>Model</b>	male insert
<b>Reference standard</b>	EN 61984 (2001-11)
<b>Contact type</b>	silver plated
<b>No. of poles</b>	24 poles + 
<b>Voltage (V)</b>	500V
<b>Current (A)</b>	16A (A.C./D.C.)
<b>Wire section</b>	0,14mm <sup>2</sup> - 2,5mm <sup>2</sup>
<b>Awg size</b>	26 - 14
<b>Quality mark</b>	  GOST 

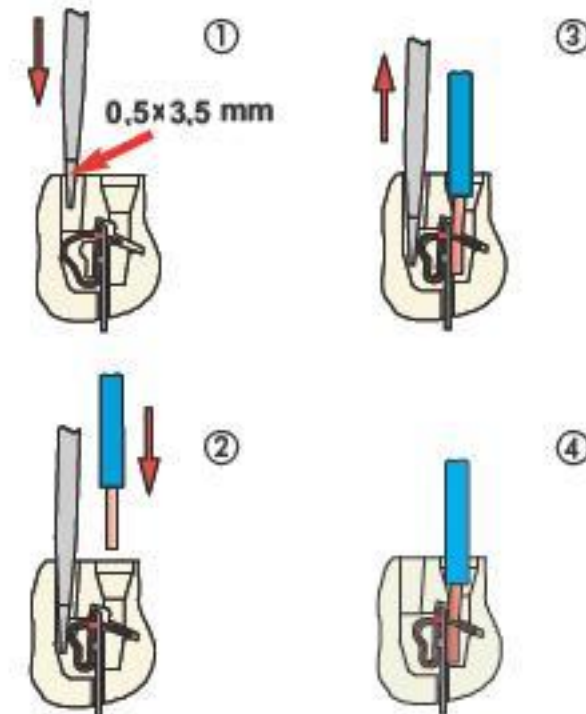
The information and the dimensions contained are not binding and may be changed without prior notice.  
The drawing's dimensions are in mm.

<b>IP degree of protection</b>	IP20 degree of protection without enclosure; IP65, IP66, IP67, IP68 (EN 60529) and IP69K (DIN 40050 - 9) with enclosure
<b>Fixing centre distance</b>	size "104.27"
<b>Impulse withstand voltage</b>	6kV
<b>Pollution degree</b>	3


The information and the dimensions contained are not binding and may be changed without prior notice.  
The drawing's dimensions are in mm.

Notes

- inserts for section conductors:  
0.14 - 2.5 mm<sup>2</sup> - AWG 26 - 14
- conductors stripping length: 9...11 mm



The information and the dimensions contained are not binding and may be changed without prior notice.  
The drawing's dimensions are in mm.



CSSF/M 24 inserts:

- can be mated with CNE, CSE, CCE, CTE, CTSE, CSH inserts
- characteristics according to EN 61984:
  - 16A 500V 6kV 3
  - 16A 400/690V 6kV 2
- rated voltage according to UL/CSA: 600V
- insulation resistance: > 10 GOhm
- ambient temperature limit: -40 °C ... +125 °C
- are made of self-extinguishing thermoplastic resin UL 94 V0
- mechanical life: > 500 cycles
- contact resistance: < 3 mOhm
- enclosures: size "104.27":
  - C-TYPE IP65/IP66
  - C7 IP67 stainless steel lever
  - V-TYPE IP65/IP66
  - stainless steel lever
  - T-TYPE IP65 insulating
  - JEI zinc-plated steel lever
  - BIG hoods
  - W-TYPE aggressive environments
  - EMC
  - central lever
  - IP68
- panel supports: COB

The information and the dimensions contained are not binding and may be changed without prior notice.  
The drawing's dimensions are in mm.